

Leak Detection Solution Provider

NOY
Part of Atlas Copco Group

Anhui NOY Technology Co., Ltd.

NOY

Part of Atlas Copco Group

Company Profile

Tagline:
Precision beyond boundaries. Innovative leak detection.

Anhui NOY Technology Co., Ltd. is an innovative Chinese company specializing in the development and manufacture of helium mass spectrometer leak detectors and customized helium leak detection systems. Using helium tracer technology and high-precision mass analysis, our products enable fast and accurate detection of very small leaks.

NOY solutions are widely used in applications with demanding leak-tightness requirements, including batteries, liquid cooling systems for AI servers, semiconductors, automotive components, power equipment, refrigeration and general vacuum applications. We provide leak detection solutions covering manufacturing processes through final quality inspection.

As of April 2026, NOY's global installed base had exceeded 8,000 units. Our customers include leading companies and publicly listed enterprises across multiple industries.

In 2024, NOY joined the Atlas Copco Group. By drawing on the Group's global R&D, supply chain and service networks, NOY continues to strengthen its products and international capabilities and provide efficient, reliable leak detection solutions to manufacturers worldwide.

NOY

Part of Atlas Copco Group

Product Overview

Fast Start-up

Fast Processing

High Sensitivity

Fast Helium Clearing

High Interference Resistance



* Please note that all pictures shown on our materials are for illustration purpose only and actual products may vary due to product enhancement or change.

01 | Helium Mass Spectrometer Leak Detectors

NLD200 Modular Helium Leak Detector

Applications: High-volume automated production lines and integration into leak detection systems.

- Modular design
- Multiple measuring ranges
- Separate display
- Multiple interfaces





NHJ400M Modular Helium Leak Detector

Applications: High-volume automated production lines requiring multiple measuring ranges. Modules can be combined to meet different test requirements.

- Modular design
- Multiple measuring ranges
- Separate display
- Multiple interfaces

NHJ480 Helium Leak Detector

Applications: General industrial leak testing with fully automatic operation and a mobile design.

- Oil-sealed backing pump
- Quiet casters
- Integrated display





NHJ600(D) Helium Leak Detector

Applications: Leak testing services, research laboratories and testing at multiple sites.

- Portable design
- Compact built-in backing pump
- Integrated display

NHJ800D(L) Helium Leak Detector

Applications: Cleanrooms and other environments where oil mist contamination must be avoided.

- Dry backing pump
- No oil mist contamination
- Quiet mobility
- Integrated display



NHJ400 Helium Leak Detector

Designed for the New Energy Industry

- Split design
- Oil-sealed backing pump
- Integrated display





NJT01 Custom Helium Leak Detection System

Applications: Custom leak testing for new energy, AI server liquid cooling, refrigeration, precision machining, high-vacuum equipment and electrical applications.

- Custom system
- Automated testing and pass/fail checks
- Automatic alarm and calibration
- One-touch start

02 | Technical Data

Model	NLD200	NHJ400M	NHJ400	NHJ480	NHJ600(D)	NHJ800D(L)
Min. detectable leak rate (vacuum mode)	3×10^{-13} Pa·m³/s					
Min. detectable leak rate (sniffer mode)	5×10^{-9} Pa·m³/s					
Detectable gases	^4He, ^3He, H_2					
Start-up time	≤90 s					
Response time	≤0.5 s					
Inlet pressure	≤2000 Pa					
Net weight	22 kg	26 kg	103 kg	110 kg	44 kg	116 kg
Dimensions	435 × 270 × 249 mm	420 × 275 × 350 mm	650 × 390 × 955 mm	620 × 370 × 1027 mm	620 × 370 × 480 mm	620 × 370 × 1027 mm
Valve manifold	Not fitted		Fitted			
Display	Separate		Integrated			
Backing pump	None		Oil-sealed pump			Dry pump
Backing pump speed	/		16 m³/h	16 m³/h	2.5 m³/h	15 m³/h
○ Optional	/				○ Dry pump [3 m³/h]	○ Large dry pump [35 m³/h]
Key features	Modular design; system integration		Split design; new energy applications	Integrated design; general industrial use	Portable design; laboratory use	Dry pump; cleanroom use

03 | Auxiliary Testing Equipment



NFJ150 Gross Leak Tester

Applications: Gross leak testing of discrete electronic devices, semiconductor devices and microcircuit packages using fluorocarbon fluid and bubble observation.

- Clear bubble visibility
- Magnified inspection
- Recessed switch
- Removable top cover

NFY260 Pressurization System

Applications: Automated helium bombing and fluorocarbon fluid treatment of integrated circuits, semiconductor devices and other electronic components before gross and fine leak testing.

- Large-capacity dual tanks
- Loading platform
- Touchscreen
- Electrically controlled valves



04 | Accessories

Handheld Remote Control

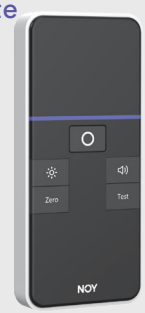

Helium Bombing Chamber



Test Chamber



Sniffer Probe



Helium Spray Gun



Reference Leak



Custom Reference Leak



Leak Detection Methods

Vacuum Spray Method (Helium Spray)

1. Evacuation: Connect the test object to the leak detector and evacuate its interior.
2. Helium Spraying: Spray helium over suspected leak locations on the exterior with a helium spray gun.
3. Detection: If a leak is present, helium enters the object and the leak detector reading rises.
Result: The leak location and leak rate can be identified.
Typical Application: Objects that can be evacuated internally when the leak location must be identified.

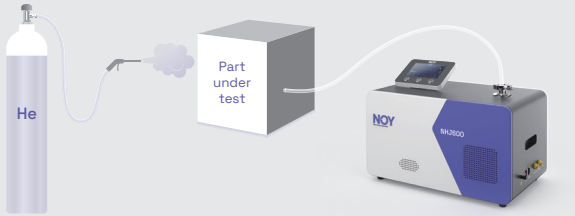

Sniffer Probe Testing (Positive-Pressure Method)

1. Helium Filling: Fill the test object with helium at a pressure above atmospheric pressure.
2. Scanning: Move the sniffer probe slowly over suspected leak locations on the exterior.
3. Detection: If a leak is present, escaping helium is drawn into the sniffer probe and detected.
Result: The leak location and leak rate can be identified.
Typical Application: Pressurized objects that require fast, on-site leak location.



Helium Hood Method

1. Evacuation: Connect the test object to the leak detector and evacuate its interior.
2. Helium Filling: Enclose the object with a helium hood and fill the hood with helium.
3. Detection: If a leak is present, helium enters the evacuated object and is detected by the leak detector.
Result: The total leak rate is measured.
Typical Application: Large objects that can be evacuated internally but are difficult to pressurize.

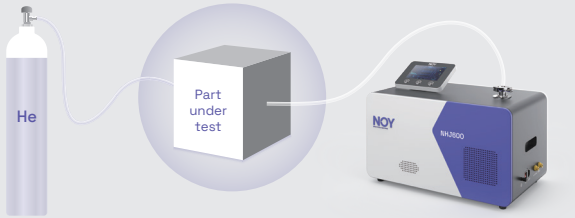

Vacuum Chamber Method

1. Placement: Place the test object in the vacuum chamber and seal the chamber.
2. Evacuation and helium filling: Evacuate the chamber. Evacuate the test object internally, then fill it with helium.
3. Detection: Helium leaking into the chamber is detected by the leak detector.
Result: The total leak rate is measured.
Typical Application: Objects suitable for high-sensitivity batch testing in a vacuum chamber.



Helium Bombing Method (Back-Pressure Method)

1. Helium Bombing: Place the sealed test object in the bombing chamber, evacuate the chamber, fill it with high-pressure helium and hold for the specified time.
2. Helium Purging: Remove the object and purge residual helium from its surface with nitrogen or dry air for more than 5 minutes.
3. Leak Detection: Place the object in a test chamber, evacuate the chamber and detect helium released from the object.
Result: The total leak rate is measured.
Typical Application: Small sealed devices that cannot be evacuated or pressurized internally.

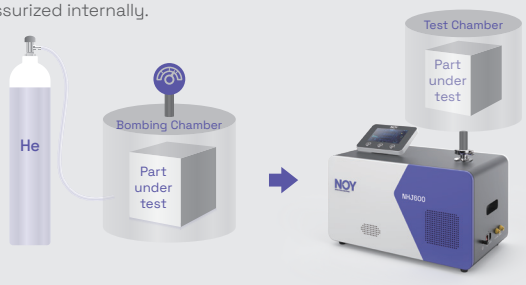

Positive-Pressure Accumulation Method

1. Helium Filling: Fill the test object with helium at a pressure above atmospheric pressure.
2. Hood Sealing: Enclose the object in a sealed hood and measure the initial helium concentration with a sniffer probe.
3. Detection: After the specified accumulation time, measure the helium concentration again and calculate the increase.
Result: The total leak rate is measured.
Typical Application: Pressurized objects that cannot be placed in a vacuum chamber, including large equipment and on-site applications.



Applications

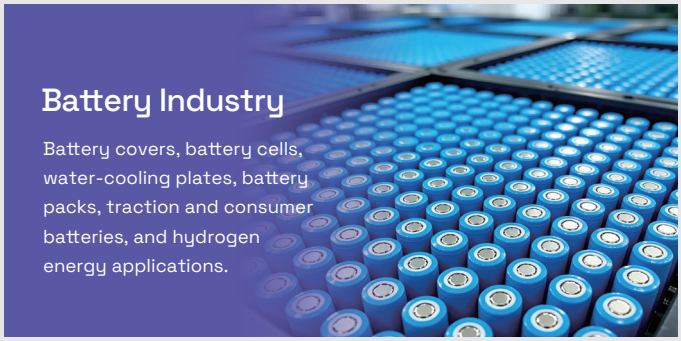

Battery Industry

Battery covers, battery cells, water-cooling plates, battery packs, traction and consumer batteries, and hydrogen energy applications.



AI Server Liquid Cooling Systems

Cold plates, coolant distribution manifolds, piping, quick disconnect couplings, pumps and valves, heat exchangers, and coolant distribution units (CDUs).

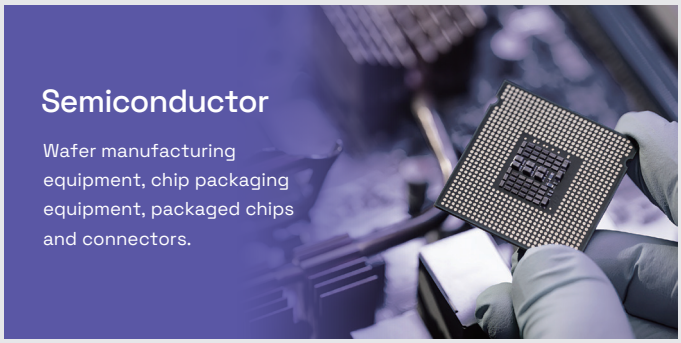

Semiconductor

Wafer manufacturing equipment, chip packaging equipment, packaged chips and connectors.



Automotive

Powertrain, fuel, braking, steering, transmission and exhaust systems.



Power

Bushings, fuse tubes, surge arresters, density gauges and dynamic seals.



Refrigeration

Evaporators, condensers, air-conditioning piping, compressors, four-way valves and heat pumps.



General Vacuum

Pumps and valves, castings, vacuum tubes, vacuum furnaces, vacuum coating equipment, accelerators and bellows.



Others

Medical equipment, aerospace, research institutes and photovoltaics.

NOY

Part of Atlas Copco Group

Anhui NOY Technology Co., Ltd.
Address: 14-2, Liandong U Valley International Enterprise Port, Shushan District, Hefei, Anhui Province, China
Consultation Hotline: 400 1677 880 | Service Hotline: 181 5421 7458
Email: noy@noytechnology.com | **www.noytechnology.com**

Product Inquiry

WeChat Official Account